



# SEQTA Engage

Using SEQTA Engage for Guardians

## Login to SEQTA Engage

Guardians login to SEQTA Engage at <https://engage.sjc.wa.edu.au> or via the SEQTA Engage App.

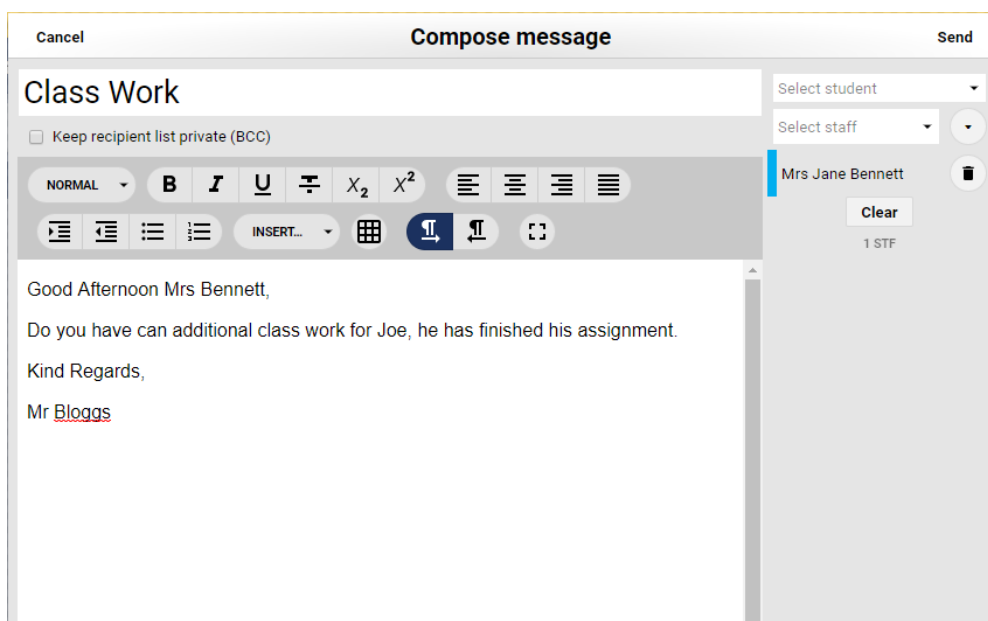
If you forget your password, select 'Forgot your password' and enter your username and email address and select 'Reset password'. The SEQTA system will then send you an email with further instructions.

If you're unsure of your Username, please send an email to [helpdesk@sjc.wa.edu.au](mailto:helpdesk@sjc.wa.edu.au).



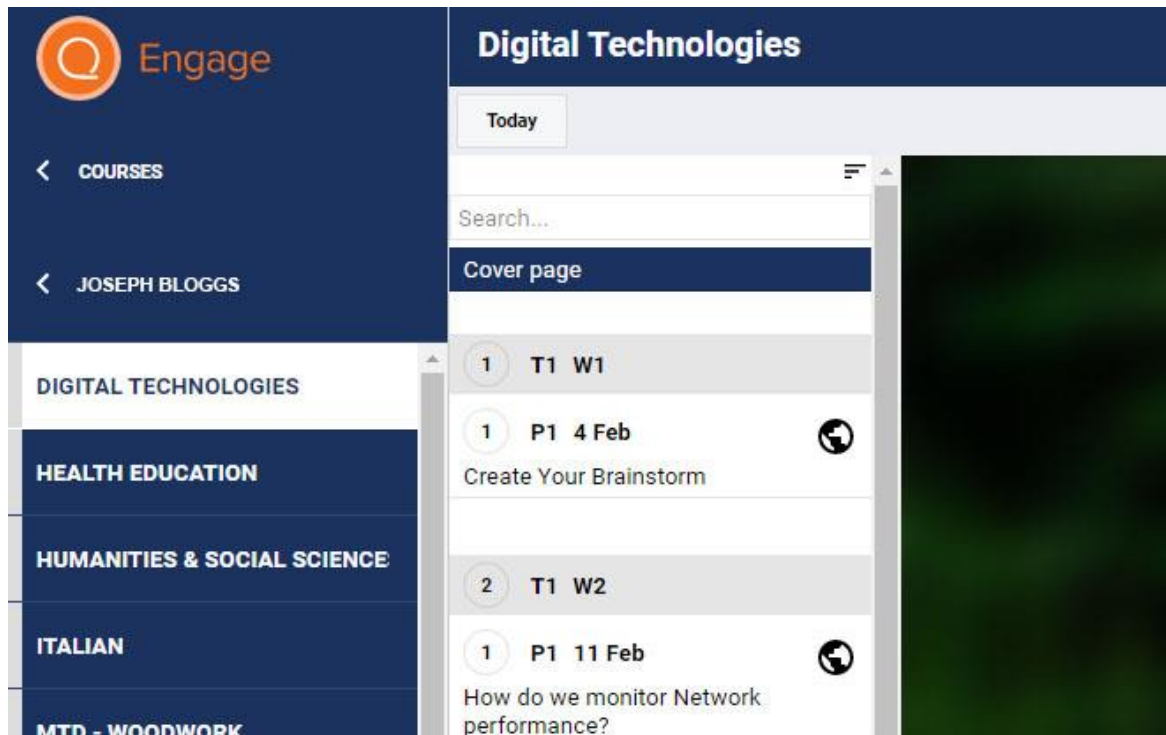
## Direct Message

Teachers, guardians and students can exchange messages in an integrated message system. When you receive a new Direct message a new notification will appear in the notifications icon (top right). If you click on the message in your notifications list, the Direct message screen will open and the message you clicked on in the notification. Click New Message to send a message to a teacher or student.



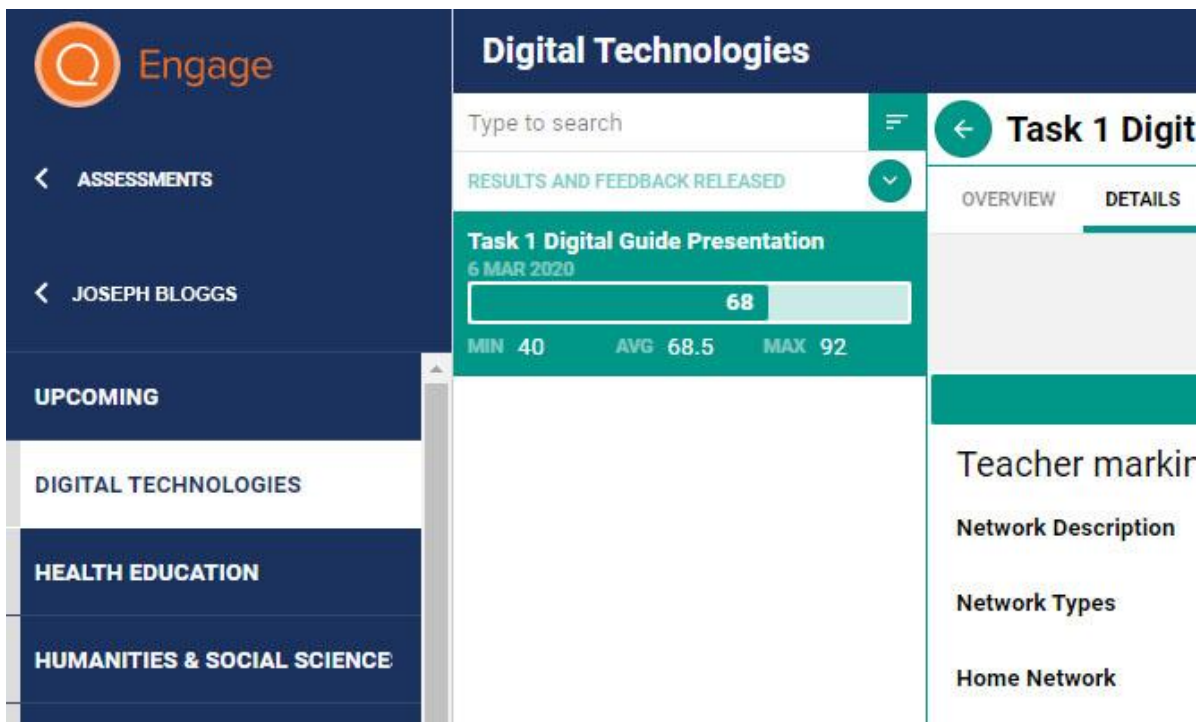
## Courses

Through Courses guardians can view lesson outlines, resources and homework. Homework is also visible through the Dashboard. Clicking on courses and then the student and finally the specified course you will be able to see the course schedule. Selecting a specific period will bring up the resources for that lesson.



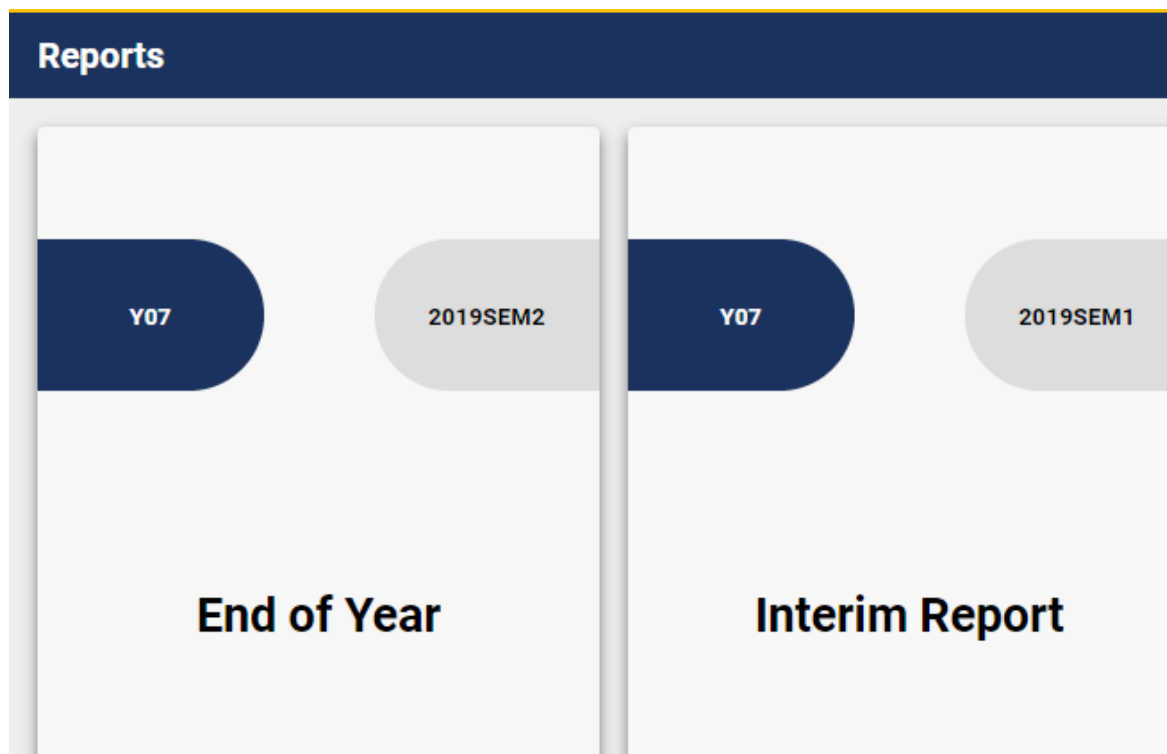
## Assessments

Guardians can view results and teacher feedback for any timetable period and subject through the Assessments page. Upcoming assessments show for students and parents when a teacher has made the assessment 'visible' in their marks book. If the due date is red the date for submitting work has passed.



## Reports

Current and past reports can be downloaded and viewed from the Reports link.



### Further Assistance

To access further help, please email [helpdesk@sjc.wa.edu.au](mailto:helpdesk@sjc.wa.edu.au)